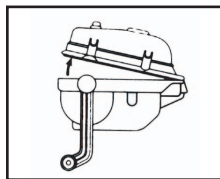


CHAIN MACHINE KIT

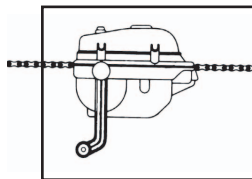
2.0

PEDRO'S

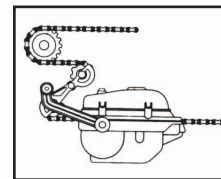
Directions for use:



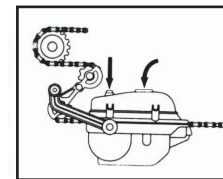
Step 1:
Release the top of Pedro's Chain Machine.



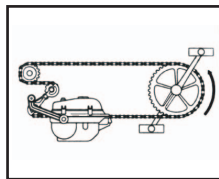
Step 2:
Place the bottom of the machine under the chain and replace the top.



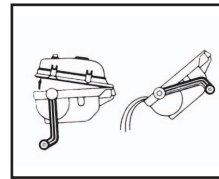
Step 3:
Lift the chain machine arm around the rear derailleur



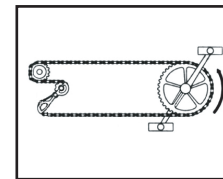
Step 4:
Fill the reservoir to the fill line with Pedro's Oranj Peelz. Press the red button to release degreaser onto the chain.



Step 5:
Back pedal the chain to drive the machine. Release Oranj Peelz as needed.



Step 6:
When finished, empty top and bottom reservoir and rinse well with water.



Step 7:
Lubricate chain with Pedro's Ice Wax 2.0. Follow lubrications directions on the bottle

